

CAMSO BHL 532

FORMERLY SOLIDEAL SLA R4



BACKHOE
LOADERS



ROADING COMFORT AND OFF-ROAD TRACTION

A versatile backhoe tire solution providing great off-road traction while reducing vibrations for better driving comfort from site to site.

camso.co

PERFORMANCE

TIRE LIFE



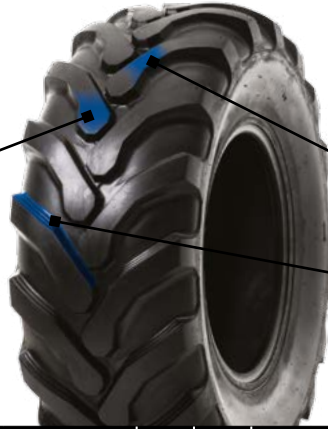
PUNCTURE RESISTANCE



TRACTION



CAMSO BHL 532



CONTINUOUS MULTI-ANGLE TREAD LUGS

- Minimizes vibrations for improved ride quality

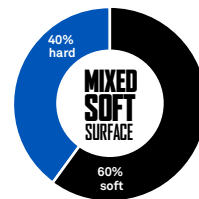
ENGINEERED LOW-VIBRATION TREAD DESIGN

- Minimizes vibrations for improved ride quality

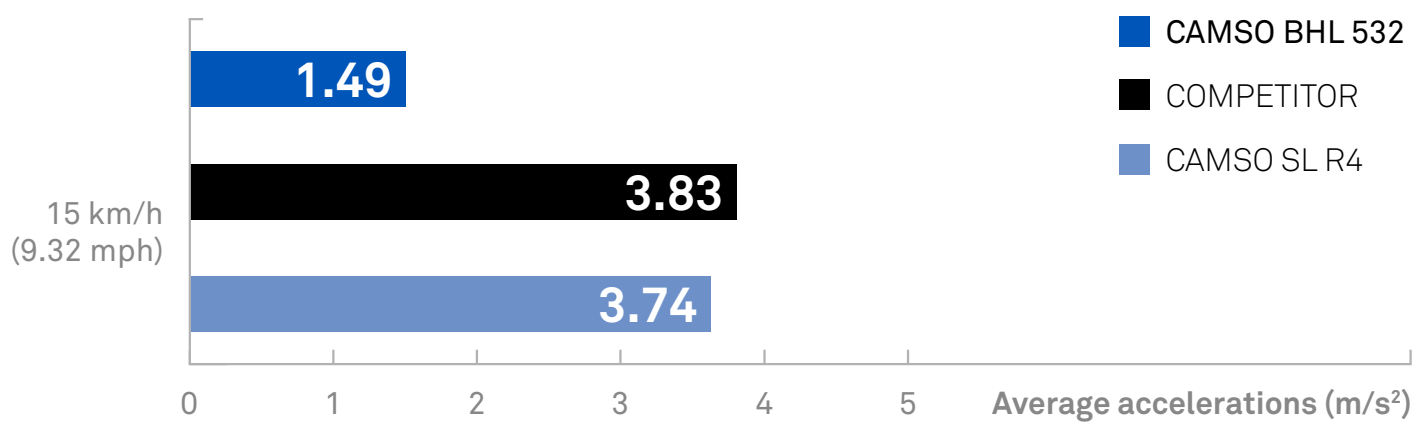
HAULER STEPPED TREAD DESIGN

- Improves self-cleaning and stone ejection for excellent traction

TIRE SIZE	PR	TT / TBLS	RIM SIZE		ACTUAL TIRE DIMENSIONS			LOAD INDEX	SPEED SYMBOL	INFLATION PRESSURE [bar] [PSI]	APPLICATION	MAXIMUM TIRE LOAD [kg] [lb]				
			Recommended	Alternative	O.D. [mm] [in]	O.W. [mm] [in]	O.T.D. [mm] [32nd]					Static	8 km/h 5 mph	16 km/h 10 mph	40 km/h 25 mph	50 km/h 30 mph
14.9-24	12	TBLS	W13x24	W11x24, W12x24	1221	394	25	145	A8	2.90	CYCLIC	6670	4230	3885	2900	2640
					48.1	15.5	31			41		14700	9350	8600	6400	5850
					1221	394	25			2.90	CONSTANT	6670	3500	3275	2900	2640
					48.1	15.5	31			41		14700	7750	7250	6400	5850
16.9-24	12	TBLS	W15Lx24	W14Lx24	1281	450	27	149	A8	2.60	CYCLIC	7475	4745	4355	3250	2960
					50.4	17.7	34			38		16500	10450	9600	7150	6550
					1281	450	27			2.60	CONSTANT	7475	3930	3675	3250	2960
					50.4	17.7	34			38		16500	8700	8100	7150	6550
17.5L-24	10	TBLS	W15Lx24	W14Lx24	1243	445	25	144	A8	2.20	CYCLIC	6440	4090	3750	2800	2550
					48.9	17.5	31			31		14200	9050	8300	6200	5650
					1243	445	25			2.20	CONSTANT	6440	3380	3165	2800	2550
					48.9	17.5	31			31		14200	7450	7000	6200	5650
19.5L-24	12	TBLS	DW16Ax24	W16x24	1320	495	26	151	A8	2.30	CYCLIC	7935	5240	4625	3450	3140
					52.0	19.5	33			33		17500	11550	10200	7600	6950
					1320	495	26			2.30	CONSTANT	7935	4450	3900	3450	3140
					52.0	19.5	33			33		17500	9800	8600	7600	6950
21L-24	12	TBLS	DW18Ax24	W18Lx24	1377	534	28	155	A8	2.20	CYCLIC	8915	5660	5195	3875	3525
					54.2	21.0	35			31		19700	12500	11450	8550	7800
					1377	534	28			2.20	CONSTANT	8915	4680	4380	3875	3525
					54.2	21.0	35			31		19700	10350	9650	8550	7800
18.4-26	12	TBLS/TT	W16Lx26	DW16A, W15Lx26	1449	490	26	156	A8	2.50	CYCLIC	9200	5840	5360	4000	3640
					57.0	19.3	33			36		20300	12900	11850	8850	8050
					1449	490	26			2.50	CONSTANT	9200	4830	4520	4000	3640
					57.0	19.3	33			36		20300	10650	10000	8850	8050
16.9-28	12	TBLS/TT	W15Lx28	W14Lx28	1417	455	28	152	A8	2.60	CYCLIC	8165	5180	3800	3550	3230
					55.8	17.9	35			37		18000	11450	8400	7850	7150
					1417	455	28			2.60	CONSTANT	8165	4290	3690	3550	3230
					55.8	17.9	35			37		18000	9450	8150	7850	7150



VIBRATION LEVEL AT RADIAL LOAD 4145 kg



Continuous backhoe operation can be jarring for the operator and cause increased wear on drivetrain components. Camso BHL 532's tread design reduces vibration for **improved ride quality** to help minimize both of these potential problems while maintaining excellent traction in off-road conditions.

CAMSO BHL 532

AUTHORIZED DISTRIBUTOR:

[camso.co](https://www.camso.co)



FORMERLY
CAMOPLAST
SOLIDEAL